

WELCOME TO **OPENITEM** ACCESS CONTROL

VISITOR MANAGEMENT

Large and small estates provides reporting, mobile applications for residents, keypads and a cloud-connected hardware controller.

What is VMS

We have around 30 estates using our mobile scanners, keypads, controllers, reporting or other technology.



IDENTITY VERIFICATION

Track who is entering and exiting the estate. While many estates and corporates verify residents, residents are not your main security concern.



DATA REPORTING

The back-end allows you to track events and visitors and allows for piece of mind.



INTEGRATION

API's allow for integration with external Access Control systems to open gates or booms and allow for external reporting. A integration component also exists to allow for VMS to be integrated into your own already built mobile applications.



GUARD APP & SOLUTIONS

The guard app, mobile handheld computers with built-in RFID and barcode scanners, passport and ID OCR scanner-hardware, connected gate controller hardware, keypads and more allows for turn-key Access Control and/or modular VMS solutions to be assembled based on client need and existing infrastructure.




RESIDENT APP

Residents receive a estate or corporate branded app (iOS and Android) with features for communication, visitor pre-booking, defining regulars and more.



PORTAL

Manage Access Points, reporting access, users and events from the online portal. Allow residents to pre-book visitors online from any internet connected device.



PANIC FEATURE

USER MANUAL

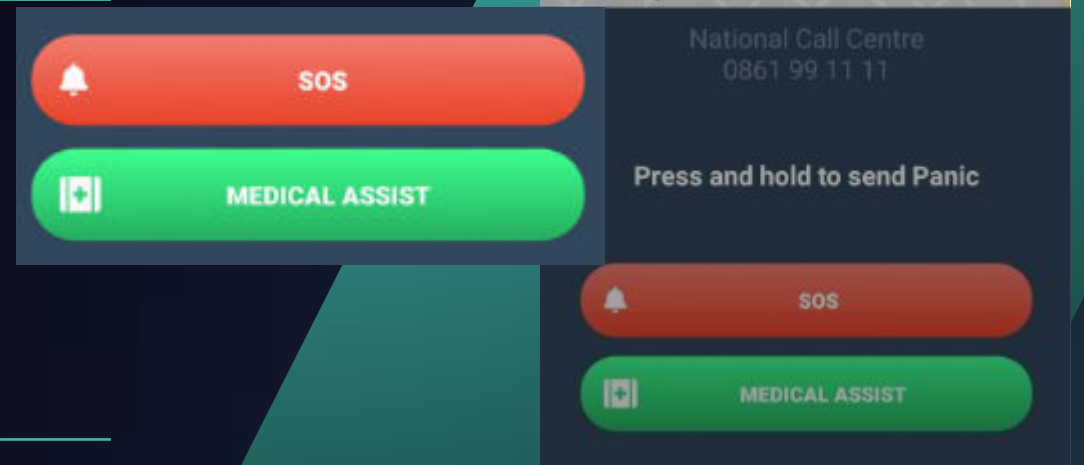
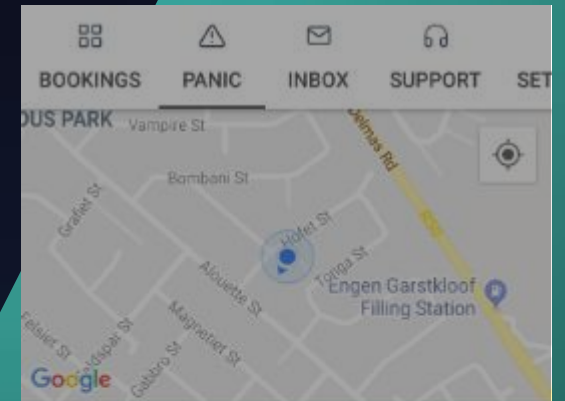
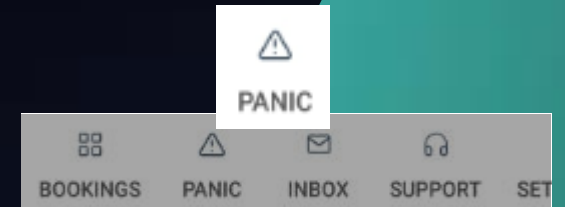
OpenItem Visitor Management System (VMS) is scalable to suit your need. One of the features when using the Visitor App is to send out a panic message in case of emergency.

How-to guide

Making use of the panic feature of the visitor management app

- 1 Open the Visitor Access Management App and click on the Panic tab

- 2 Two panic options are available: SOS as well as Medical Assist



3

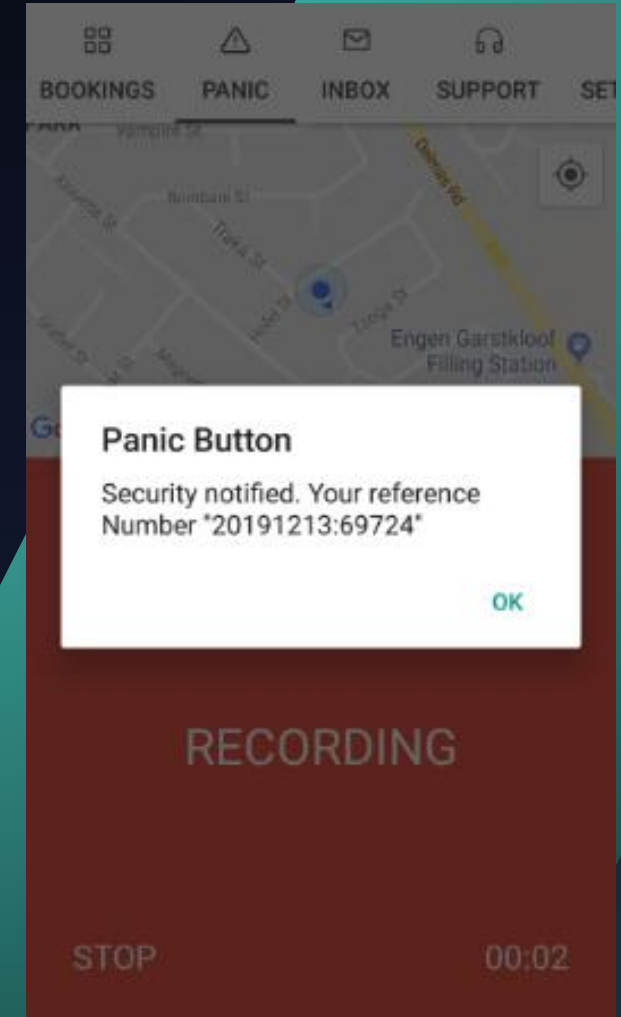
Press and hold the relevant panic button for 3 seconds

Press and hold to send Panic

4

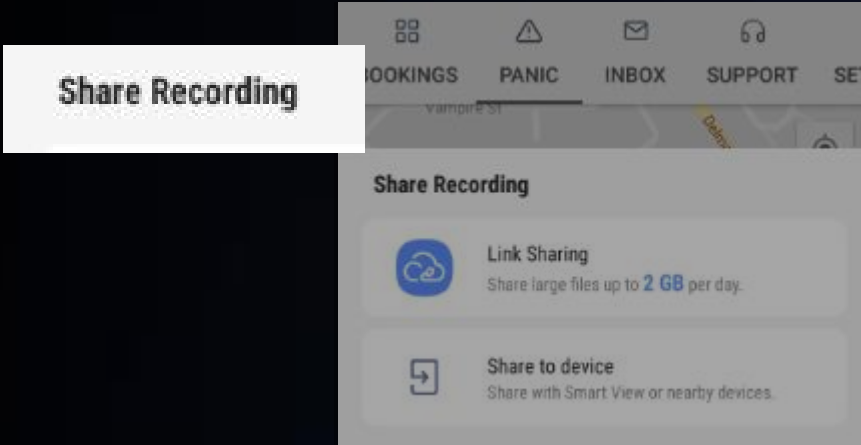
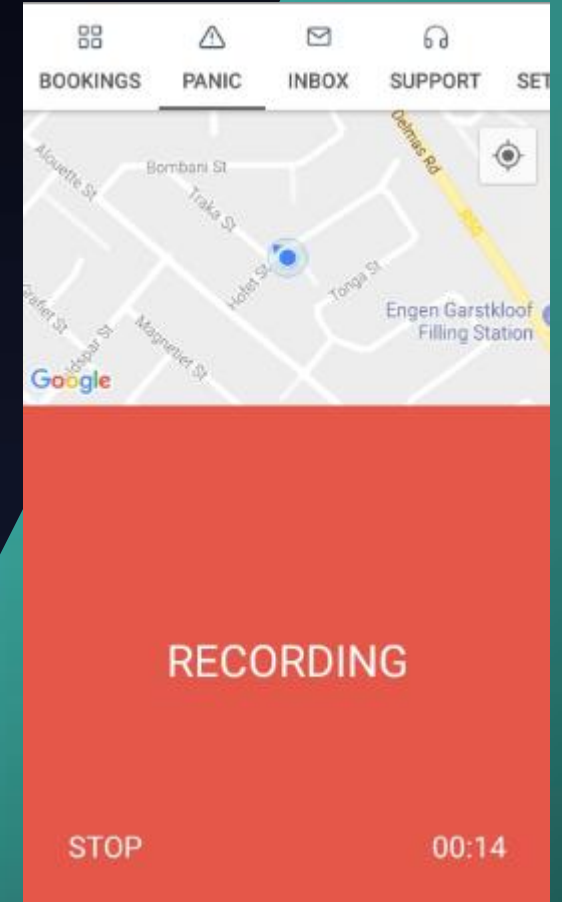
Once the panic button has been activated, the following stakeholders will be notified and your location will be shared with them:

- Security personnel of the estate/office park
- All the contacts you share a residence with
- Any person you have listed on the HOA as 'in case of emergency' contact



5 For security purposes, when a panic is activated, the recorder on your phone will initiate and start recording your surroundings or you can record a message relating to the emergency situation

This file will be kept on your phone and you can share it with someone



Get in Touch

SOUTH AFRICAN OFFICE

Wyobi actively solves traffic congestion in South Africa by not having permanent offices. This allows us to leave our Geniuses in their most productive environment. Contact us online, or via Skype.



info@wyobi.com



[@wyobi](https://twitter.com/wyobi)



facebook.com/wyobi

